

SNOW

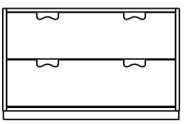
By Thomas Sandell & Jonas Bohlin 1994

Chest of drawers and cabinets in lacquered MDF with base in solid oak.

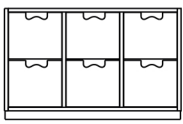
- Colour:
- 05 Light Grey
 - 15 White
 - 25 Rose
 - 40 Storm Grey
 - 44 Nordic Blue
 - 45 Green Khaki
 - 46 Dark Sand
 - 47 Taupe
 - 49 Char Grey

Standard base:
Natural oak P1

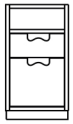
Soft-closing drawers



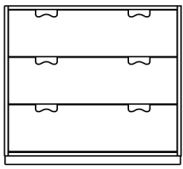
Snow Drawer A2
H: 59 cm
D: 42 cm
W: 90 cm



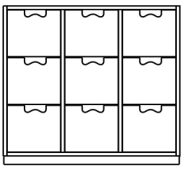
Snow Drawer B2
H: 59 cm
D: 42 cm
W: 90 cm



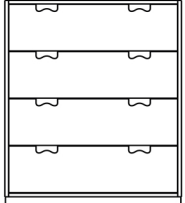
Snow Drawer G3
H: 59 cm
D: 42 cm
W: 31,1 cm



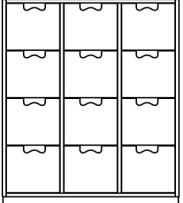
Snow Drawer A3
H: 84 cm
D: 42 cm
W: 90 cm



Snow Drawer B3
H: 84 cm
D: 42 cm
W: 90 cm



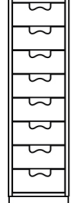
Snow Drawer A
H: 109 cm
D: 42 cm
W: 90 cm



Snow Drawer B
H: 109 cm
D: 42 cm
W: 90 cm




Snow Drawer J4
H: 109 cm
D: 42 cm
W: 31,3 cm



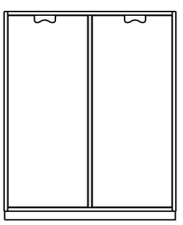
Snow Drawer J8
H: 109 cm
D: 42 cm
W: 31,3 cm

Please note!
From 2022 a more sustainable and durable water-based lacquer is used for surfacing the SNOW series.
It may differ slightly from the previous one.




Snow Cabinet E (Glass doors)
H: 109 cm
D: 30 cm alt. 42 cm
W: 90 cm

Cabinet with glass doors, two compartments and four shelves. Choose between two depths.
Width of shelf: 42,5 cm
Extra shelf can be ordered.



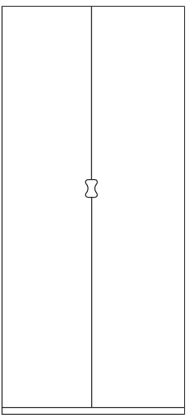
Snow Cabinet E (Covered doors)
H: 109 cm
D: 30 cm alt. 42 cm
W: 90 cm

Cabinet with covered doors, two compartments and four shelves. Choose between two depths.
Width of shelf: 42,5 cm
Extra shelf can be ordered.



Snow Cabinet F (Glass doors)
H: 210 cm
D: 30 cm alt. 42 cm
W: 90 cm

Cabinet with glass doors, one compartment and five lacquered shelves. Choose between two depths.
Width of shelf: 86 cm.
Extra shelf can be ordered.



Snow Cabinet F (Covered doors)
H: 210 cm
D: 30 cm alt. 42 cm
W: 90 cm

Cabinet with covered doors, one compartment and five lacquered shelves. Choose between two depths.
Width of shelf: 86 cm.
Extra shelf can be ordered.

